

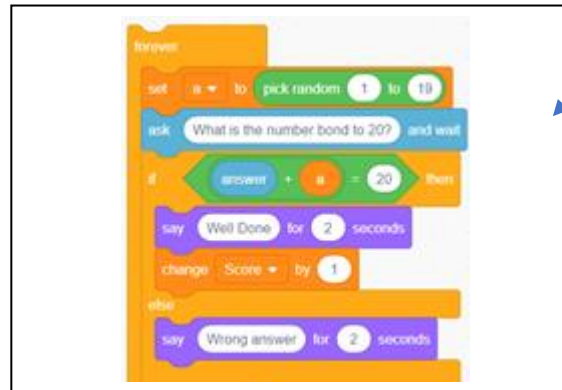
Year 6 Game Design Knowledge Organiser

Key Learning	Self-Assessment		
	WT	A	WA
Can use selection if touching another sprite then... do something			
Can move a sprite with the mouse			
Can use selection – if on the edge bounce block			
Can understand the point in direction tools			
I can use nested loops to make sprites move			
I can make and use a simple variable			
I can create and use a procedure that helps run code over and over, so I don't have to re-write it			
I can make a sprite move by using selection within a nested loop when the arrow key is pressed			
I can use the conditional If/Else block in my code			
I know that Boolean logic relies on true or false statements and can use this in my code			

Magic speaking box

repeat:

```
wait until button pressed
if switch set to English then:
    play phrase in English
else
    play phrase in French
```



New Key words we will use in year 6 Game Design

Pseudocode (sometimes written as pseudo-code) is a form of source code that is **written for humans**, not machines, to read. It is often written to show how an algorithm works.

Conditional If/Else – An **if else statement** in programming is a conditional **statement** that runs a different set of statements depending on whether an expression is true or false

Boolean Logic - Booleans are often used in programming and in Internet search engines. Boolean expressions result in just two values – **TRUE or FALSE**.

Operators – these are Boolean blocks used in code

Key words and prior learning from year 5 Programming Making Games

Variable – A way in which computer programs can store, retrieve or change data, such as a score, the time left, or a user's name

Selection – A programming construct which one section of code or another is executed depending on whether a particular condition is met.

Abstraction – is the process of filtering out – ignoring - the characteristics of patterns that we don't need in order to concentrate on those that we do.

Sensing – such as detecting if touching, or ask

Procedure - is a piece of code that can be run over and over again, which is useful as it prevents us from having to re-write the same code multiple times.

Who uses skills like these?














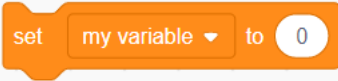
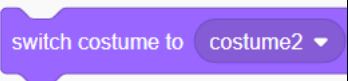

- Search optimizer
- Business analytics
- Artificial intelligence programming - e.g. how to find links that a human might miss, or advertising products we may be interested in
- Networking engineers

Operators

-
-
-
-
-
-
-

Year 6 Game Design Knowledge Organiser

These are human command algorithms and how they look as Scratch Code blocks, highlight which once you are confident to use in Scratch

Algorithm Level/Pseudo code	Scratch blocks Code Level	Algorithm Level/Pseudo code	Scratch blocks Code Level	Algorithm Level/Pseudo code	Scratch blocks Code Level
Start together		Pause until		If or when	
Space key touched Press space key Use space key		Pause		If or when Else	
Character clicked Start when character clicked		Always loop Loop always 'Move'		Ask Question "Whats is your name?" Answer	
"Hello" for 2 seconds		Do 3 times "Hello"		Set 'my variable' to 0 e.g. start variable at 0	
Change what the character looks like		Loop until		Change 'my variable' by +1 e.g. increase speed by +1	